



Skyview Networks' Traffic Site Manual

Skyview affiliates will receive all traffic instructions and report clearance through Skyview Networks' web portal. This manual detail how to access and utilize the portal for all your traffic needs.

Getting Started:

When using the Skyview Traffic site, always use the web browser Google Chrome for optimum user experience. The link to the traffic website is:

traffic.skyviewnetworks.com

We recommend adding this URL to your favorites bar or creating a shortcut on your desktop to quickly access the site. Your username will be the radio station call letters followed by the station frequency numbers before the decimal point followed by BD.

Example: if your station is WWWW 104.7 FM, your username is WWWW104BD

When logging into the site for the first time, you will use the below default password:

Default password: changeme

You will be prompted at first login to change the default password to a custom password.

Next, you will be prompted to enter the following information to get started:

A screenshot of a web form titled "Change Password". The form has a light blue header with the title. Below the header is a bold instruction: "**Please change Primary User password and Update Primary Contact Info**". There are four input fields, each preceded by a red star icon. The first field is labeled "New Password". The second field is labeled "Verify Password". The third and fourth fields are side-by-side, labeled "Brandon" and "Denson" respectively. The fifth field is a larger input field labeled "bdenson@skyviewsat.com". At the bottom right of the form is a blue button with the text "Update Primary User".

After doing so, click the “Update Primary User” button. You will then be directed to the homepage as seen below:

Weeks 04/08/19 - 04/14/19

Networks CBS Talk

Traffic Instructions CBS Controversial Test-AM

230.00 total minute(s)

04/08/19 36.00 minute(s)

Date	Pledge Time	Position	End Date	Client	Length/Audio/Notes	ISCI	Played	Download	Select All
6:00 AM - 10:00 AM (8.00 minute(s))									
04/08/2019	07:05 PM		12/31/2020	Income Store	60 - INCOME STORE	IS-BIKE-URL	<input type="checkbox"/>	<input type="checkbox"/>	<input type="checkbox"/>
04/08/2019	07:04 PM		12/31/2020	Zip Recruiter	60 - ZIP RECRUITER	SMZR-N1845-SEAR...	<input type="checkbox"/>	<input type="checkbox"/>	<input type="checkbox"/>
04/08/2019	07:03 AM		12/31/2020	Zoom - CBS	30 - ZOOM	ITSTIME30	<input type="checkbox"/>	<input type="checkbox"/>	<input type="checkbox"/>
04/08/2019	07:03 AM		12/31/2020	HomeAdvisor - CBS	30 - HOMEADVISOR	URG-SUMMER-QQHM...	<input type="checkbox"/>	<input type="checkbox"/>	<input type="checkbox"/>
04/08/2019	07:10 AM		12/31/2020	MP South Coast Tax...	60 - SOUTH COAST TAX	SCTR-SPECIAL-17...	<input type="checkbox"/>	<input type="checkbox"/>	<input type="checkbox"/>
04/08/2019	07:59 AM		12/31/2020	Zoom - CBS	30 - ZOOM	ANYROOM30	<input type="checkbox"/>	<input type="checkbox"/>	<input type="checkbox"/>
04/08/2019	07:59 AM		12/31/2020	HomeAdvisor - CBS	30 - HOMEADVISOR	DIALOGUE-QXHMAS...	<input type="checkbox"/>	<input type="checkbox"/>	<input type="checkbox"/>
04/08/2019	07:05 AM		12/31/2020	Skchers - CBS	30 - SKECHERS-ENG	URF5E9130R8H	<input type="checkbox"/>	<input type="checkbox"/>	<input type="checkbox"/>
04/08/2019	07:05 AM		12/31/2020	HomeAdvisor - CBS	30 - HOMEADVISOR	URG-SUMMER-QQHM...	<input type="checkbox"/>	<input type="checkbox"/>	<input type="checkbox"/>
04/08/2019	07:03 AM		12/31/2020	Income Store	60 - INCOME STORE	IS-BIKE-URL	<input type="checkbox"/>	<input type="checkbox"/>	<input type="checkbox"/>
04/08/2019	07:05 AM		12/31/2020	HomeAdvisor - CBS	60 - HOME ADVISOR ZQ19	HOMEADVISOR_411...	<input type="checkbox"/>	<input type="checkbox"/>	<input type="checkbox"/>
10:00 AM - 03:00 PM (10.00 minute(s))									
04/08/2019	12:04 PM		12/31/2020	Zoom - CBS	30 - ZOOM	ITSTIME30	<input type="checkbox"/>	<input type="checkbox"/>	<input type="checkbox"/>
04/08/2019	12:04 PM		12/31/2020	Zip Recruiter	30 - ZIP RECRUITER	SMZR-N183045-SE...	<input type="checkbox"/>	<input type="checkbox"/>	<input type="checkbox"/>

Once here you will select the week and network you would like to view.

After you select the week and network, the Inventory will populate.

Weeks 04/08/19 - 04/14/19

Networks CBS Talk


Traffic Instructions CBS Controversial Test-AM

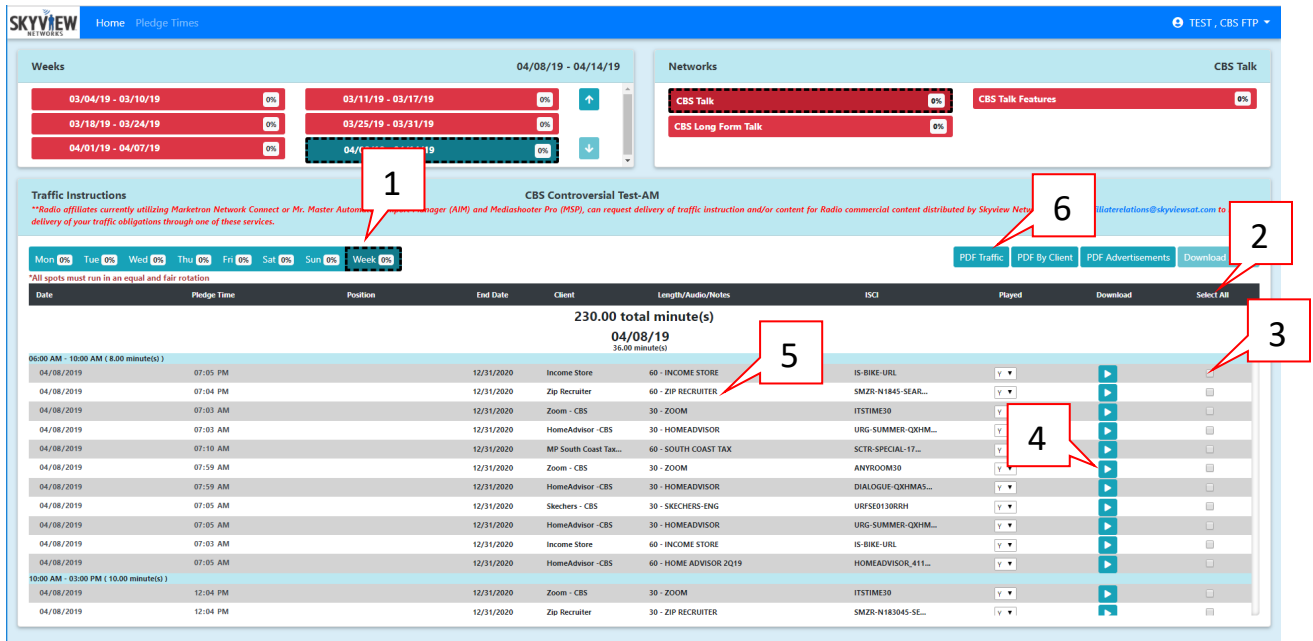
230.00 total minute(s)

04/08/19 36.00 minute(s)

Date	Pledge Time	Position	End Date	Client	Length/Audio/Notes	ISCI	Played	Download	Select All
6:00 AM - 10:00 AM (8.00 minute(s))									
04/08/2019	07:05 PM		12/31/2020	Income Store	60 - INCOME STORE	IS-BIKE-URL	<input type="checkbox"/>	<input type="checkbox"/>	<input type="checkbox"/>
04/08/2019	07:04 PM		12/31/2020	Zip Recruiter	60 - ZIP RECRUITER	SMZR-N1845-SEAR...	<input type="checkbox"/>	<input type="checkbox"/>	<input type="checkbox"/>
04/08/2019	07:03 AM		12/31/2020	Zoom - CBS	30 - ZOOM	ITSTIME30	<input type="checkbox"/>	<input type="checkbox"/>	<input type="checkbox"/>
04/08/2019	07:03 AM		12/31/2020	HomeAdvisor - CBS	30 - HOMEADVISOR	URG-SUMMER-QQHM...	<input type="checkbox"/>	<input type="checkbox"/>	<input type="checkbox"/>
04/08/2019	07:10 AM		12/31/2020	MP South Coast Tax...	60 - SOUTH COAST TAX	SCTR-SPECIAL-17...	<input type="checkbox"/>	<input type="checkbox"/>	<input type="checkbox"/>
04/08/2019	07:59 AM		12/31/2020	Zoom - CBS	30 - ZOOM	ANYROOM30	<input type="checkbox"/>	<input type="checkbox"/>	<input type="checkbox"/>
04/08/2019	07:59 AM		12/31/2020	HomeAdvisor - CBS	30 - HOMEADVISOR	DIALOGUE-QXHMAS...	<input type="checkbox"/>	<input type="checkbox"/>	<input type="checkbox"/>
04/08/2019	07:05 AM		12/31/2020	Skchers - CBS	30 - SKECHERS-ENG	URF5E9130R8H	<input type="checkbox"/>	<input type="checkbox"/>	<input type="checkbox"/>
04/08/2019	07:05 AM		12/31/2020	HomeAdvisor - CBS	30 - HOMEADVISOR	URG-SUMMER-QQHM...	<input type="checkbox"/>	<input type="checkbox"/>	<input type="checkbox"/>
04/08/2019	07:03 AM		12/31/2020	Income Store	60 - INCOME STORE	IS-BIKE-URL	<input type="checkbox"/>	<input type="checkbox"/>	<input type="checkbox"/>
04/08/2019	07:05 AM		12/31/2020	HomeAdvisor - CBS	60 - HOME ADVISOR ZQ19	HOMEADVISOR_411...	<input type="checkbox"/>	<input type="checkbox"/>	<input type="checkbox"/>
10:00 AM - 03:00 PM (10.00 minute(s))									
04/08/2019	12:04 PM		12/31/2020	Zoom - CBS	30 - ZOOM	ITSTIME30	<input type="checkbox"/>	<input type="checkbox"/>	<input type="checkbox"/>
04/08/2019	12:04 PM		12/31/2020	Zip Recruiter	30 - ZIP RECRUITER	SMZR-N183045-SE...	<input type="checkbox"/>	<input type="checkbox"/>	<input type="checkbox"/>

Downloading Spots:

1. You may filter the spots displayed by clicking on “Week” or any of the single days. This will show you everything for the date range selected.
2. You can select all spots in the list by clicking on the text “Select All.”
3. You can select specific spots by clicking on the corresponding radiobutton.
4. If you would like to listen to a spot, click on the blue download button.
5. Hover over the call out [] icon to view notes pertaining to the spot.
6. Once all the desired spots have been selected, click the button labeled “Download All Audio.” This will save all selected spots in a zip folder.



The screenshot displays the SkyView Networks interface for a client named "CBS Controversial Test-AM". The interface includes a navigation bar, a "Weeks" section with date range filters, a "Networks" section with network selection, and a main table of advertising spots. Callouts 1 through 6 highlight specific UI elements: 1 points to the "Week" filter, 2 points to the "Select All" button, 3 points to the "Download" button, 4 points to the blue download button, 5 points to the callout icon, and 6 points to the "Download All Audio" button.

Date	Pledge Time	Position	End Date	Client	Length/Audio/Notes	ISCI	Played	Download	Select All
230.00 total minute(s)									
04/08/19									
36.00 minute(s)									
06:00 AM - 10:00 AM (8.00 minute(s))									
04/08/2019	07:05 PM		12/31/2020	Income Store	60 - INCOME STORE	IS-BIKE-URL	<input type="checkbox"/>		<input type="checkbox"/>
04/08/2019	07:04 PM		12/31/2020	Zip Recruiter	60 - ZIP RECRUITER	SMZR-N1845-SEAR...	<input type="checkbox"/>		<input type="checkbox"/>
04/08/2019	07:03 AM		12/31/2020	Zoom - CBS	30 - ZOOM	ITSTIME30	<input type="checkbox"/>		<input type="checkbox"/>
04/08/2019	07:03 AM		12/31/2020	HomeAdvisor - CBS	30 - HOMEADVISOR	URG-SUMMER-QXHM...	<input type="checkbox"/>		<input type="checkbox"/>
04/08/2019	07:10 AM		12/31/2020	MP South Coast Tax...	60 - SOUTH COAST TAX	SCTR-SPECIAL-17...	<input type="checkbox"/>		<input type="checkbox"/>
04/08/2019	07:59 AM		12/31/2020	Zoom - CBS	30 - ZOOM	ANYROOM30	<input type="checkbox"/>		<input type="checkbox"/>
04/08/2019	07:59 AM		12/31/2020	HomeAdvisor - CBS	30 - HOMEADVISOR	DIALOGUE-QXHMAS...	<input type="checkbox"/>		<input type="checkbox"/>
04/08/2019	07:05 AM		12/31/2020	Skechers - CBS	30 - SKECHERS-ENG	URFSE01308RH	<input type="checkbox"/>		<input type="checkbox"/>
04/08/2019	07:05 AM		12/31/2020	HomeAdvisor - CBS	30 - HOMEADVISOR	URG-SUMMER-QXHM...	<input type="checkbox"/>		<input type="checkbox"/>
04/08/2019	07:03 AM		12/31/2020	Income Store	60 - INCOME STORE	IS-BIKE-URL	<input type="checkbox"/>		<input type="checkbox"/>
04/08/2019	07:05 AM		12/31/2020	HomeAdvisor - CBS	60 - HOME ADVISOR ZQ19	HOMEADVISOR_411...	<input type="checkbox"/>		<input type="checkbox"/>
10:00 AM - 03:00 PM (10.00 minute(s))									
04/08/2019	12:04 PM		12/31/2020	Zoom - CBS	30 - ZOOM	ITSTIME30	<input type="checkbox"/>		<input type="checkbox"/>
04/08/2019	12:04 PM		12/31/2020	Zip Recruiter	30 - ZIP RECRUITER	SMZR-N183045-SE...	<input type="checkbox"/>		<input type="checkbox"/>

Saving/Printing a PDF Version

1. Click the button labeled "PDF Traffic." Make sure you have your pop-up blocker disabled as it will open in a new window. Choose the option "Always allow pop-ups from"
2. You can then print or save the PDF by using the highlighted tool:

The screenshot shows the Skyview Networks interface for a traffic report. At the top, there are navigation tabs for 'Weeks' and 'Networks'. The 'Weeks' section shows a grid of weekly reports for 04/08/19 - 04/14/19. The 'Networks' section shows a list of networks, with 'CBS' highlighted. A pop-up blocker notification is visible, stating 'The following pop-ups were blocked on this page:' and listing the URL 'http://reports2.skyviewnetworks.com:80...'. The notification offers two options: 'Always allow pop-ups from http://traffic.skyviewnetworks.com' (selected) and 'Continue blocking pop-ups'. A red circle with the number '1' is placed over the 'Always allow...' option. Below the notification, there are buttons for 'Done' and 'Manage'. The main content area shows 'Traffic Instructions' for 'CBS Controversial Test-AM'. A table below lists traffic spots with columns for Date, Pledge Time, Position, End Date, Client, Length/Audio/Notes, ISCI, Played, Download, and Select All. The table shows a total of 230.00 minutes for 04/08/19. A red box highlights the 'PDF Traffic' button in the top right corner of the interface.

The screenshot shows a PDF report viewer displaying the 'Traffic Instructions' for 'CBS Controversial' dated 12/11/2017. The report title is 'CBS Controversial' and it specifies 'All spots must run in an equal and fair rotation' for 'December 11, 2017'. The report is divided into two sections: 'AM Drive' and 'Mid Drive'. Each section contains a table with columns for Day Part, Client, Title, End Date, Length, ISCI, and PriorityNotes. The 'AM Drive' section lists 8 spots, each with a length of 60 seconds and a priority note of 'PSA-DUMPSTER_60'. The 'Mid Drive' section lists 2 spots, each with a length of 60 seconds and a priority note of 'PSA-DUMPSTER_60'. A red box highlights the print icon in the top right corner of the PDF viewer.

Submitting Play Times:

1. Select the week.
2. Select the network.
3. The "Pledge Time" on future dates is a tentative time. If you are playing spots out of your receiver, actual play times will populate automatically.
4. Under the "Played" column select "Y" for yes or "N" for no to indicate if the spot played.
5. Click "Submit Affidavit"

The screenshot shows the 'Pledge Times' interface for SkyView Networks. At the top, there are tabs for 'Weeks' and 'Networks'. The 'Weeks' tab shows a grid of weeks with a red box labeled '1' highlighting the selected week '04/08/19 - 04/14/19'. The 'Networks' tab shows a list of networks with a red box labeled '2' highlighting 'CBS Talk'. Below the tabs, there are 'Traffic Instructions' and a 'Week' dropdown menu. A red box labeled '3' highlights the 'Pledge Time' column. A red box labeled '4' highlights the 'Played' column with a dropdown menu showing 'Y'. A red box labeled '5' highlights the 'Submit Affidavit' button.

Date	Pledge Time	Position	End Date	Client	Length/Audio/Notes	ISCI	Played	Download	Select All
230.00 total minute(s) 04/08/19 36.00 minute(s)									
04/08/2019	07:05 PM		12/31/2020	Income Store	60 - INCOME STORE	IS-BIKE-URL	Y		
04/08/2019	07:04 PM		12/31/2020	Zip Recruiter	60 - ZIP RECRUITER	SMZR-N1845-SEAR...	Y		
04/08/2019	07:03 AM		12/31/2020	Zoom - CBS	30 - ZOOM	ITSTIME30	Y		
04/08/2019	07:03 AM		12/31/2020	HomeAdvisor - CBS	30 - HOMEADVISOR	URG-SUMMER-QQHML...	Y		
04/08/2019	07:10 AM		12/31/2020	MP South Coast Tax...	60 - SOUTH COAST TAX	SCTR-SPECIAL-17...	Y		
04/08/2019	07:59 AM		12/31/2020	Zoom - CBS	30 - ZOOM	ANYROOM30	Y		
04/08/2019	07:59 AM		12/31/2020	HomeAdvisor - CBS	30 - HOMEADVISOR	IALOGUE-QXHMAS...	Y		
04/08/2019	07:05 AM		12/31/2020	Skechers - CBS	30 - SKECHERS-ENG	URFSD130RRH	Y		
04/08/2019	07:05 AM		12/31/2020	HomeAdvisor - CBS	30 - HOMEADVISOR	URG-SUMMER-QQHML...	Y		
04/08/2019	07:03 AM		12/31/2020	Income Store	60 - INCOME STORE	IS-BIKE-URL	Y		
04/08/2019	07:05 AM		12/31/2020	HomeAdvisor - CBS	60 - HOME ADVISOR 2Q19	HOMEADVISOR_411...	Y		
10:00 AM - 03:00 PM (10.00 minute(s))									
04/08/2019	12:04 PM		12/31/2020	Zoom - CBS	30 - ZOOM	ITSTIME30	Y		
04/08/2019	12:04 PM		12/31/2020	Zip Recruiter	30 - ZIP RECRUITER	SMZR-N183045-SE...	Y		

6. If there is a difference in the pledge time and the actual play time, click "Edit Times."
7. Type in the correct time.
8. All spots, on that given day or week, will be submitted once user has verified everything is good and then clicks on the button "Submit Affidavit".

The screenshot shows the 'Submit Affidavit' step in the 'Pledge Times' interface. At the top, there are tabs for 'Weeks' and 'Networks'. The 'Weeks' tab shows a grid of weeks with a red box labeled '6' highlighting the selected week '03/25/19 - 03/31/19'. The 'Networks' tab shows a list of networks with a red box labeled '7' highlighting 'CBS Talk'. Below the tabs, there are 'Traffic Instructions' and a 'Week' dropdown menu. A red box labeled '8' highlights the 'Submit Affidavit' button.

Date	Pledge Time	Position	End Date	Client	Length/Audio/Notes	ISCI	Played	Download	Select All
36.00 total minute(s) 03/25/19									
03/25/2019	07:05 PM		12/31/2020	Zoom - CBS	30 - ZOOM	ANYROOM30	Y		
03/25/2019	07:05 PM		12/31/2020	MP Go Home Business	30 - GO HOME BUSINESS	GHB-LD-NRDX-30	Y		
03/25/2019	07:04 PM		12/31/2020	MP South Coast Tax...	60 - SOUTH COAST TAX	SCTR-SPECIAL-17...	Y		
03/25/2019	07:03 AM		12/31/2020	MP Total Financial...	60 - TFF	TFF-DECADES-734...	Y		
03/25/2019	07:10 AM		12/31/2020	Income Store	60 - INCOME STORE	IS-BIKE-URL	Y		
03/25/2019	07:59 AM		12/31/2020	Zoom - CBS	30 - ZOOM	ITSTIME30	Y		
03/25/2019	07:59 AM		12/31/2020	Green...	30 - GREEN PHARMA	GP-RETAIL-URL_3...	Y		
03/25/2019	07:05 AM		12/31/2020	MP Total Financial...	60 - TFF	TFF-DECADES-734...	Y		
03/25/2019	07:03 AM		12/31/2020	MP Total Financial...	60 - TFF	TFF-DECADES-734...	Y		

9. After you submit, you will be unable to edit times.

10. After a spot is submitted, it will show the status as “Reported” in the “Played” column.

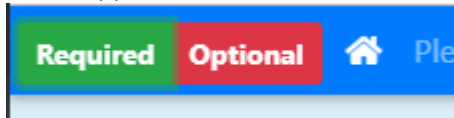
Date	Pledge Time	Position	End Date	Client	Length/Audio/Notes	ISCI	Played	Download	Select All
36.00 total minute(s) 04/01/19									
06:00 AM - 10:00 AM (8.00 minutes)									
04/01/2019	07:05 PM		12/31/2020	Superior Tax Relief...	60 - SUPERIOR TAX RELIEF	STR-TESTIMONIAL...	Reported		
04/01/2019	07:04 PM		12/31/2020	HomeAdvisor - CBS	60 - HOME ADVISOR 2Q219	HOMEADVISOR_411...	Reported		
04/01/2019	07:03 AM		12/31/2020	HomeAdvisor - CBS	30 - HOMEADVISOR	URG-SUMMER-QXIM...	Reported		
04/01/2019	07:03 AM		12/31/2020	Zoom - CBS	30 - ZOOM	ITSTIME30	Reported		

Once reported, if desired to change time again, select the check box next to the instruction that has been reported and you will be able to change desired instructions time. Then select Submit Affidavit and submit like normal and only those reported and checked will be submitted.

Submitting Optional Play Times:

Should your station air commercials above your required allotment, there is a feature to submit times for these commercials.

In the upper left corner, there are two buttons for Required Inventory and Optional Inventory.



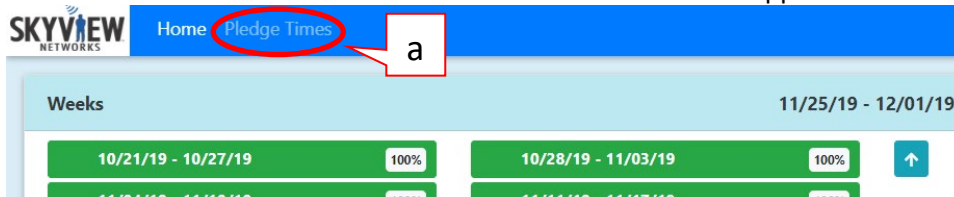
To view Optional Inventory:

1. Click the "Optional" button (the Optional button turns green when selected)
2. Note the list of inventory changes to commercials aired in overnights and optional weekend inventory.

*Submitting air times and setting pledge times for these commercials is the same process for the Required Inventory noted in the traffic manual when the Optional feature is selected.

Barter Spots

1. Barter spot position in the grid view and in the reports.
 - a. The field titled “Position” will display information if the barter spot is associated with special content, such as Dave Ross, Reporter’s Notebook, or ET Radio Minute. If it is empty, it is a traditional barter spot and is associated with your regular affiliation package.
2. Edit your pledge times.
 - a. If you air your barter spots for each day at a particular time, you now have the ability to edit the default pledge time (which is the network feed time). Simply click on the “Change Pledge Times” button located near the Home button in the upper Left corner of the page:



- b. Once there, you can see your barter spot break by day of week and by feed time. You can further filter by day of week and /or by Network

Pledge Times Submit Changes

Day Filters: Mon Tue Wed Thu Fri Sat Sun **Week**

Network Filters: ---All Networks---

Pledge Time	Pledge Day Offset	Length
Monday		

CBS Long Form

- c. Simply edit the times by clicking in the text box in the Pledge Time column, enter your preferred/regular pledge time and then click the green “Submit Changes” button in the upper right of the Pledge Times grid. Once you are done, select “Home” and you will be taken back to the main traffic instructions page with each barter spot updated with your new pledge times.

Pledge Time	Pledge Day Offset	Length
Monday		
CBS Talk Features		
Doctors Orders		
12:04 PM	- 0 +	10
CNET Tech Today		
06:34 AM	- 0 +	5
06:35 AM	- 0 +	15

3. You can adjust the date of a spot in the case of a make good.
 - a. Should you need to make good spots from earlier in the week, you can now adjust the date of playback when you click on “Submit Affidavit” and then click “Edit Times.” It will automatically record that spot as a make good spot in the system and no further input is required.

0% Reported

Mon Tues Wed Thur Fri Sat Sun **Week**

Download All Audio PDF Traffic PDF By Client **Submit Affidavit**

I hereby declare that the pledge dates and times are true and accurate to the best of my knowledge

[Edit Times](#)

All spots must run in an equal and fair rotation

Date	Pledge Time	Position	End Date	Client	Audio Title	Length	ISCI	Played	Download	Select All	Notes
01/11/15											
08:00 AM - 10:00 AM											
01/11/2015	02:02 PM	6AM - 12Noon	12/31/2015	SSN	REAL TAX	30	Spec-script 2	Y	↓	↓	□
				PREFERRED	RELIEF		Male 1				
				COMPANIES							

4. You can now specify a reason for missed barter spots.
 - a. Should there ever arise a situation where a barter spot was missed or was not acceptable due to legal requirements with your station/state, you can specify by changing the “Played” column drop down to “No” and enter up to 400 characters explaining why the spot unable to be played.

*All spots must run in an equal and fair rotation

Date	Pledge Time	Position	End Date	Client	Audio Title	Length	ISCI	Played	Download	Select All	Notes
01/11/15											
01/11/2015	02:02 PM	6AM - 12Noon	12/31/2015	SSN	REAL TAX	30	Spec-script 2	N		<input type="checkbox"/>	
				PREFERRED COMPANIES	RELIEF		Male 1				

Reason why:

Removing Reported Spots

1. You can remove submitted spots by Day or by Week.
2. The "Remove Reported" button will remove all submitted spots for the range selected.

Weeks 11/11/19 - 11/17/19

10/14/19 - 10/20/19	100%	10/21/19 - 10/27/19	100%	
10/28/19 - 11/03/19	100%	11/04/19 - 11/10/19	100%	
11/11/19 - 11/17/19	100%	11/18/19 - 11/24/19	0%	

Traffic Instructions KCBS-AM

***Radio affiliates currently utilizing Marketron Network Connect or Mr. Master Automation Import Manager (AIM) and Mediashooter Pro (MSP), can request delivery of your traffic obligations through one of these services.*

Mon 100%	Tue 100%	Wed 100%	Thu 100%	Fri 100%	Sat 100%	Sun 100%	Week 100%	Removed Reported
----------	----------	----------	----------	----------	----------	----------	-----------	------------------

*All spots must run in an equal and fair rotation

Date	Pledge Time	Position	End Date	Client	
63.00 total m					
11/11/19					
8.00 minutes					
06:00 AM - 10:00 AM (2.00 minute(s))					
11/11/2019	07:03 AM		12/31/2020	Indeed - CBS	30
11/11/2019	07:03 AM		12/31/2020	Firestone Complete...	30
11/11/2019	08:03 AM		12/31/2020	Zoom - CBS	30
11/11/2019	08:03 AM		12/31/2020	CW - CBS	30

3. After clicking Remove Reported, it will confirm the date range you wish to remove.

Are you sure you want to remove already reported spots for the following date(s) (11/11/19)-(11/17/19)

Yes No

Questions? If so, please reach out to Skyview Networks' Network Operations Center for further assistance. Network Operations is available 24/7.

Phone: (480) 503-8727 or toll free at (877) 503-8910

Email: affiliaterelations@skyviewsat.com